

The left half of the page features a dark blue background with a complex, abstract pattern of thin, curved red lines that fan out from the bottom center towards the top left. The 'bre' logo is printed in red on the left side.

bre

**BS 476: Part 7: 1997 on  
"Sempatherm" panels.**


Prepared for:  
Mould Growth Consultants Ltd  
McMillan House  
Cheam Common Road  
Worcester Park  
Surrey  
KT4 8RH

Test report number 235254



0578





**Prepared by on behalf of BRE Testing by**

Name P J Potter

Position Technician

Signature

**Approved by on behalf of BRE Testing by**

Name S J Howard

Position Principal Consultant

Date

16-03-2007

Signature

BRE Testing  
BRE  
Garston  
WD25 9XX  
T + 44 (0) 1923 664100  
F + 44 (0) 1923 664910  
E enquiries@bre-certification.co.uk  
www.bre.co.uk


BRE Testing is not UKAS accredited to make opinions and interpretation. Any opinions and interpretations included as part of this report are clearly marked as such.



0578

This report may only be distributed in its entirety and in accordance with the terms and conditions of the contract. Test results relate only to the items tested. We have no responsibility for the design, materials, workmanship or performance of the product or items tested. This report does not constitute an approval, certification or endorsement of the product tested.

This report is made on behalf of BRE Testing. By receiving the report and action on it, the client accepts that no individual is personally liable in contract, tort or breach of statutory duty (including negligence). No third party has any right to rely on this report.



## 1 Objective


To test and classify the sample described in Section 2 to the surface spread of flame characteristics, as shown by the surface spread of flame test and criteria of British Standard 476: Part 7 : 1997<sup>1</sup>.

## 2 Sample

The test samples were supplied by the client. BRE were not involved in the sample selection process and therefore cannot comment upon the relationship between samples supplied for test and the product supplied to market.

Unless otherwise stated all measurements are nominal.

Test Sponsor	Mould Growth Consultants Ltd McMillan House Cheam Common Road Worcester Park Surrey KT4 8RH
Manufacturer of sample	As above.
Sample name/reference	"Sempatherm" panels
Sample description (as provided by test sponsor/manufacturer)	"Sempatherm moulded metallised PVC panels".
Description of specimens (as received)	Silver coloured moulded PVC panels, having a regular pattern of raised ridges with a maximum depth of 7.0mm.
Mean sample weight per unit area (Kg/m <sup>2</sup> )	0.44
Sample thickness (as measured) (mm)	0.24 ±0.01
Sample receipt date	27 February 2007
Test face	The face with raised mouldings was exposed to the radiant heat.
Test format	The specimens were tested with 12mm calcium silicate boards behind.
Date of test	02 March 2007



### 3 Conditioning

The specimens were conditioned as required by the standard.

### 4 Results

Table 1 shows the observed spread of flame for each specimen at 1.5 minutes, 10 minutes and time to reach maximum flame spread distance.

Table 2 shows the time it takes to reach each reference point in seconds if applicable.


**Table 1**

Specimen	Flame spread distance at 1.5 minutes (mm)	Flame spread distance at 10 minutes (mm)	Time to reach maximum flame spread distance (minutes:seconds)
1	75	75	0:20
2	75	75	0:15
3	75	75	0:18
4	75	75	0:10
5	75	75	0:20
6	90	90	0:35

**Table 2**

Specimen	Time to reach each reference point (mm) in minutes:seconds													
	75	165	190	215	240	265	290	375	455	500	525	600	675	710
1	0:20													
2	0:15													
3	0:18													
4	0:10													
5	0:20													
6	0:14													





## 5 Observations

No significant observations.

## 6 Classification

Exposed surfaces of materials used as linings for walls and ceilings are classified in Section 11 of the standard according to the rate and distance of spread of flame across them as shown in Table 3.

**Table 3**


Classification	Spread of flame at 1.5min		Final spread of flame	
	Limit	Limit for one specimen in sample	Limit	Limit for one specimen in sample
	mm	mm	mm	mm
Class 1	165	165 + 25	165	165 + 25
Class 2	215	215 + 25	455	455 + 45
Class 3	265	265 + 25	710	710 + 75
Class 4	Exceeding the limits of Class 3			

## 7 Conclusion

The results of this test show that the above sample as described in this report, when tested and classified in accordance with BS 476 : Part 7 : 1997, achieved Class 1.

The test results relate only to the behaviour of the test specimens of the product under the particular conditions of the test; they are not intended to be the sole criterion for assessing the potential fire hazard of the product in use.

The specification and interpretation of fire test methods are the subject of ongoing development and refinement. Changes in associated legislation may also occur. For these reasons it is recommended that the relevance of test reports over 5 years old should be considered by the user. The laboratory that issued the report will be able to offer, on behalf of the legal owner, a review of the procedures adopted for a particular test to ensure that they are consistent with current practices, and if required may endorse the test report.



## 8 Reference

Fire tests on building materials and structures. Part 7. Method of test to determine the classification of the surface spread of flame of products. British Standard 476 : Part 7 : 1997. British Standards Institution, London, 1997.

---

report ends